

The  
**Numbers**  
 don't lie!

# 1 2013 Provincial Achievement Test Results - GR 6 Mathematics

School results as compared to the provincial average.



Legend

- School
- Province

Our school was outperformed by the provincial average in all 3 measurable categories.

## 2013

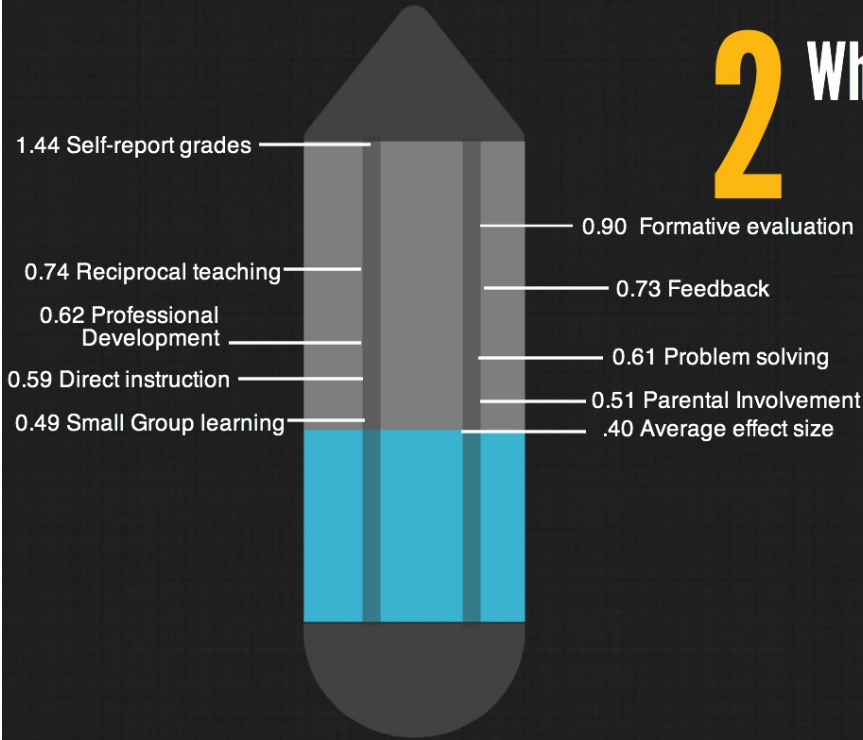
Our school is ranked 595th out of 782 schools in Alberta according to the Fraser Institute.

Source; Cedarbrae School Calgary Alberta Academic school ranking. (n.d.). Retrieved September 28, 2014, from [http://alberta.compareschoolrankings.org/elementary/Cedarbrae\\_School/Calgary/Report\\_Card.aspx](http://alberta.compareschoolrankings.org/elementary/Cedarbrae_School/Calgary/Report_Card.aspx)

## About Visible Learning -

Visible Teaching and Learning occurs when teachers see learning through the eyes of students and help them become their own teachers.

# 2 What works best in education? Hattie's Effect Size



- John Hattie developed a way of ranking various influences in different meta-analyses according to their effect sizes.

- He ranked learning outcomes from very positive effects to very negative effects on student achievement.

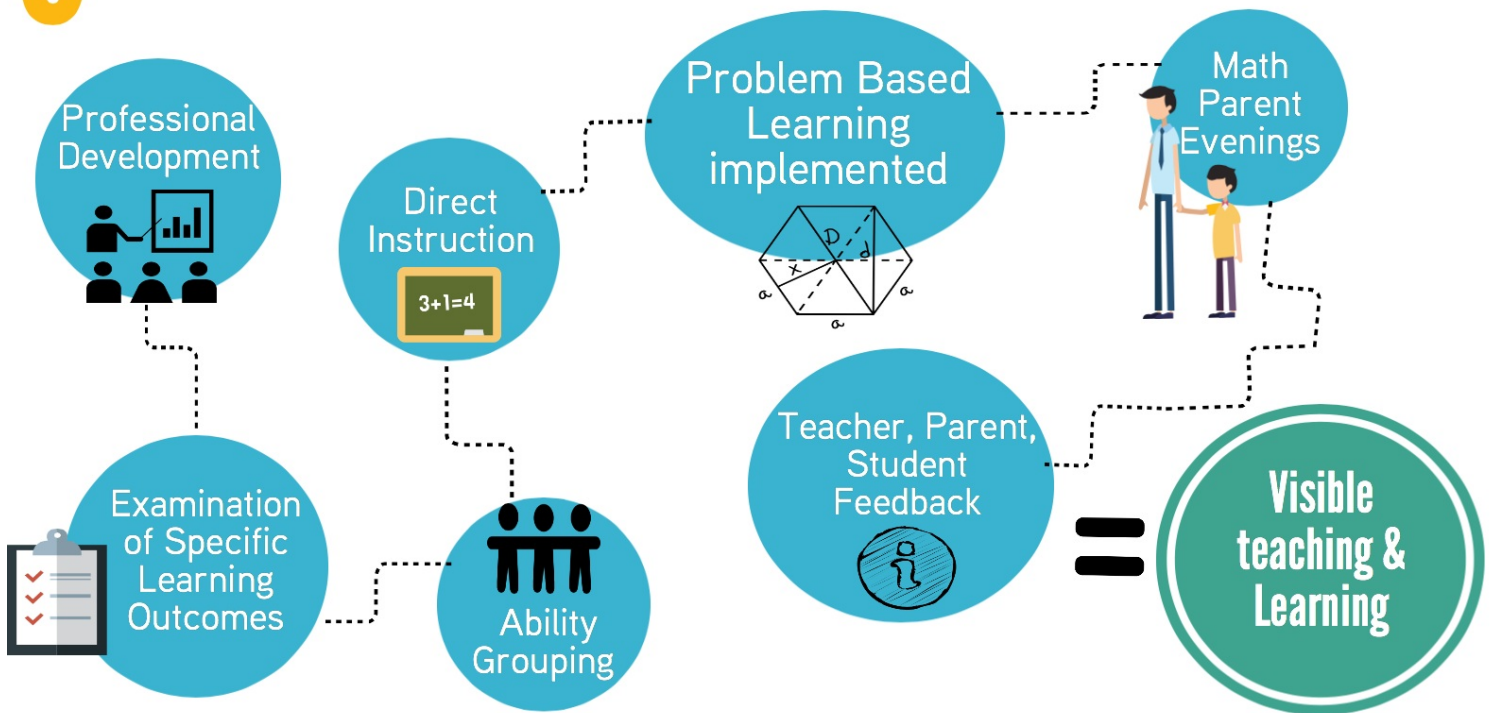
- The average effect size of all the interventions he studied was 0.40

- He decided to judge the success of influences relative to this 'hinge point'

Source: Waack, S. (2014). Hattie ranking: Influences and effect sizes related to student achievement. Retrieved from <http://visible-learning.org/hattie-ranking-influences-effect-sizes-learning-achievement/>

Hattie's effect on educational practice!

# 3 The Path to Making teaching and learning visible at our school!

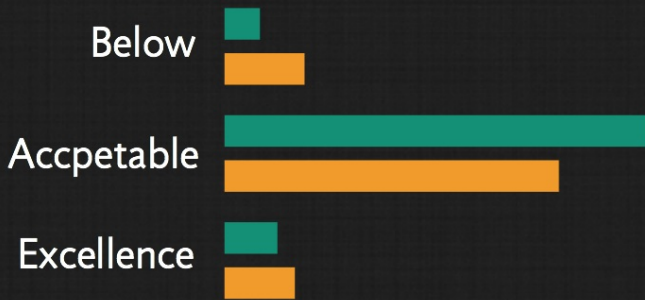


Source: <https://www.dosomething.org/facts/11-facts-about-education-america>

"Know thy impact" - John Hattie

# 4 2014 Provincial Achievement Test Results - GR 6 Mathematics

School results as compared to the provincial average.



Legend

-----

■ School

■ Province

# of students reaching acceptable standard improved by  
**20.2%**

# of students below acceptable standard improved by

**19.6%**

# of students reaching excellence improved by

**2.4%**

## TODAY

Our school has demonstrated improvement in all 3 measurable categories and has exceeded the provincial average in 2 out of the 3 categories.

